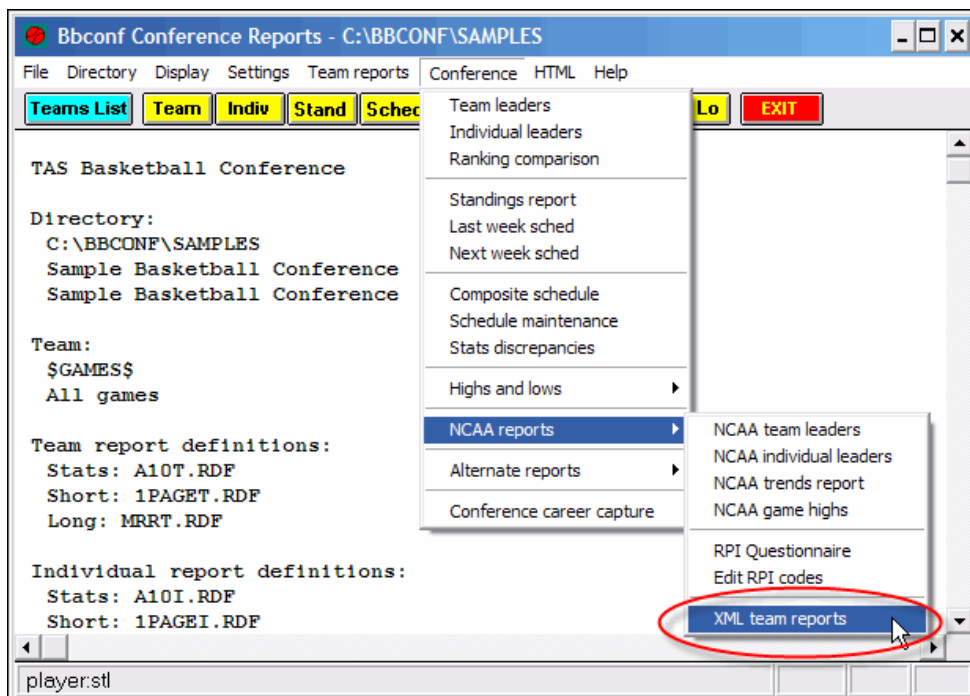


# ELECTRONIC REPORTING OF CONFERENCE STATS VIA XML

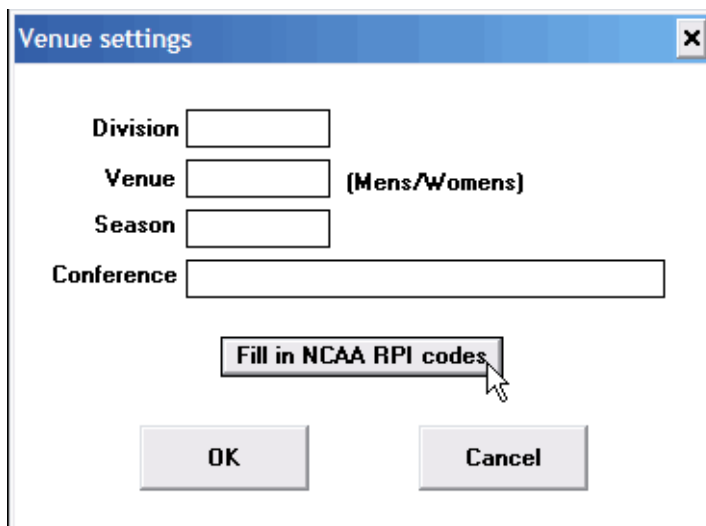
(revised August 2008)

Version "x.3" and later of Stat Crew Software products allow you to generate XML data that can be used for electronic reporting of conference statistics to the NCAA and others. We recommend that you download the latest update from the Stat Crew website (at [www.statcrew.com/downloads](http://www.statcrew.com/downloads)) so that you will have the latest XML output functions for the version you are using. To generate the XML output for conference stats, follow these steps:

- 1) Run the Stat Crew Windows **Conference Reports**.
- 2) Select **Conference | NCAA reports | XML team reports** to go to the **Conference Team XML** window.



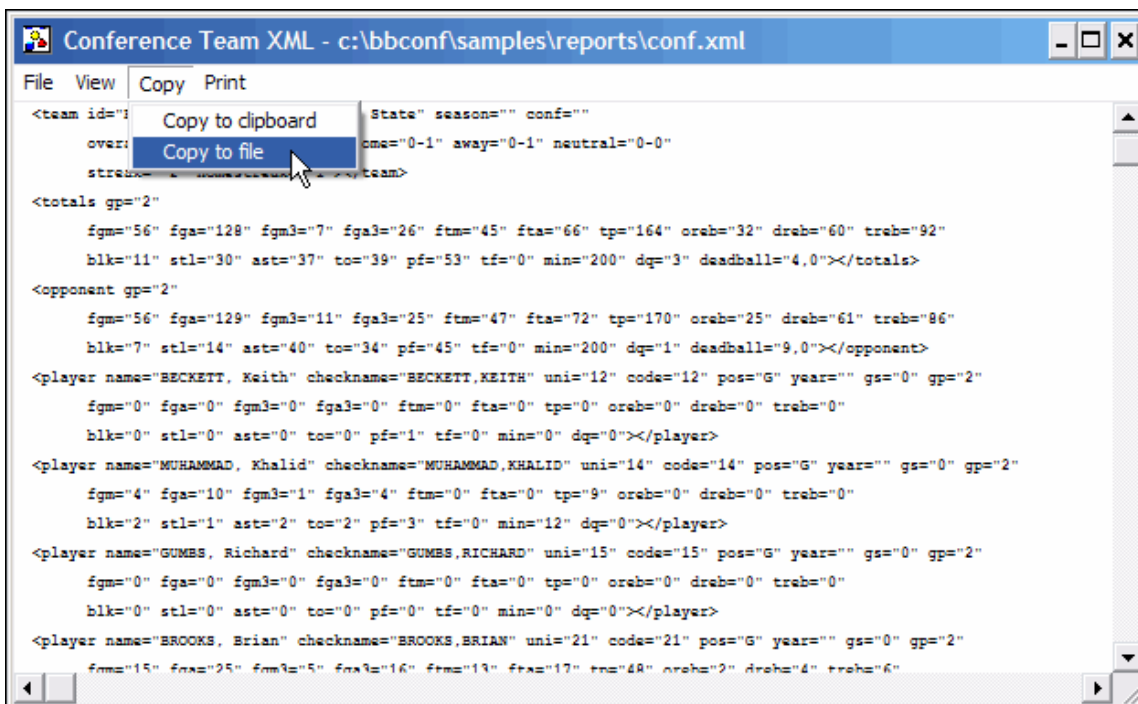
- 3) Fill in the values on the **Venue settings** window. Click on the **Fill in NCAA RPI codes** button to view and edit the codes for each team. Then click **OK**.



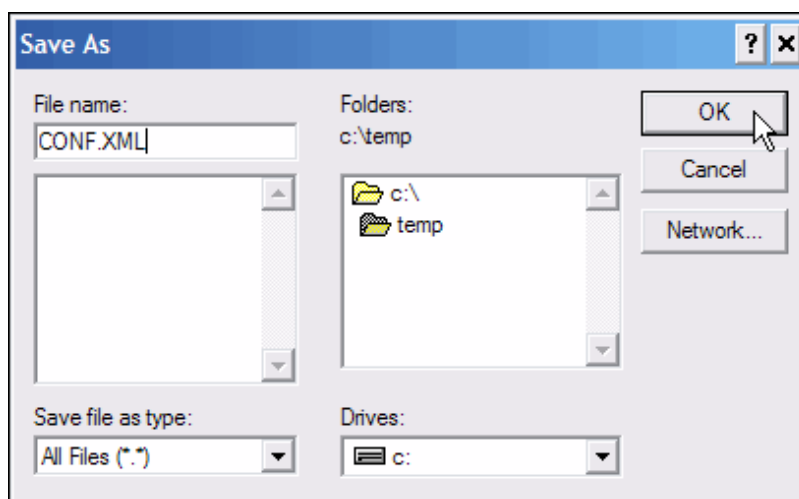
# ELECTRONIC REPORTING OF CONFERENCE STATS VIA XML

(revised August 2008)

- 4) On the **XML Output** window, select **Copy | Copy to file**.



- 5) On the **Save As** window, enter a file name for the XML file, and select a folder where you want to save the file, to be retrieved later when sending. Consult with the NCAA (or other receiving organization) for any specific requirements for the name of the file.



- 6) You can now upload/transmit the saved XML output file to the NCAA (or other receiving organization) per their instructions.